



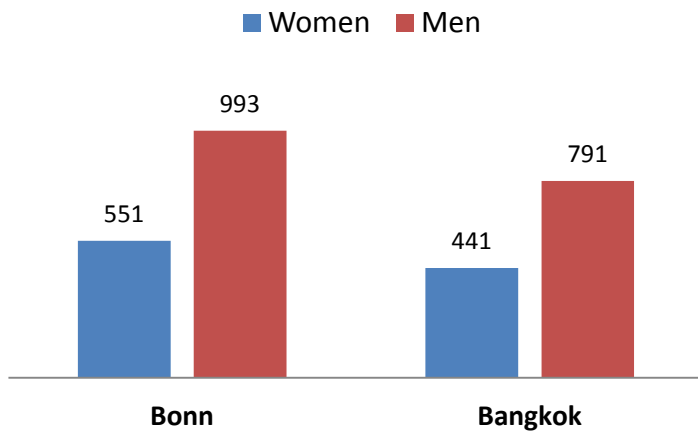
Women's Environment & Development Organization

2012 UNFCCC Gender Statistics

In 2012, after the first two intersessionals of the UNFCCC, the average number of women delegates was **36%**. Out of this, the average number of women who participated as Heads of Delegations was **24.5%**.

Delegates at UNFCCC Meetings

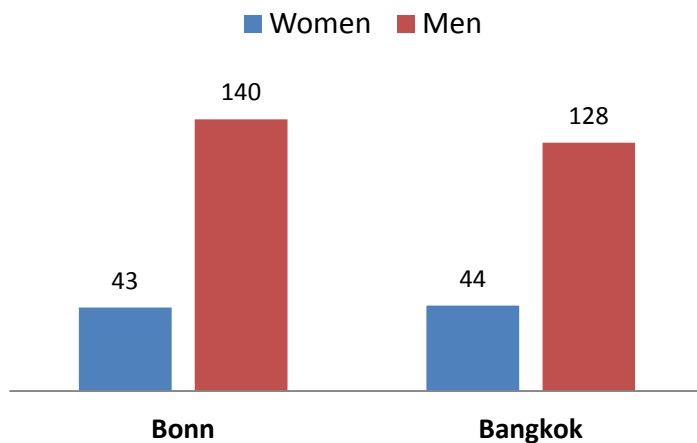
2012 Intersessionals



Meeting	% of Female Delegates	% of Male Delegates
Bonn	36%	64%
Bangkok	36%	64%

Heads of Delegations

2012 Intersessionals



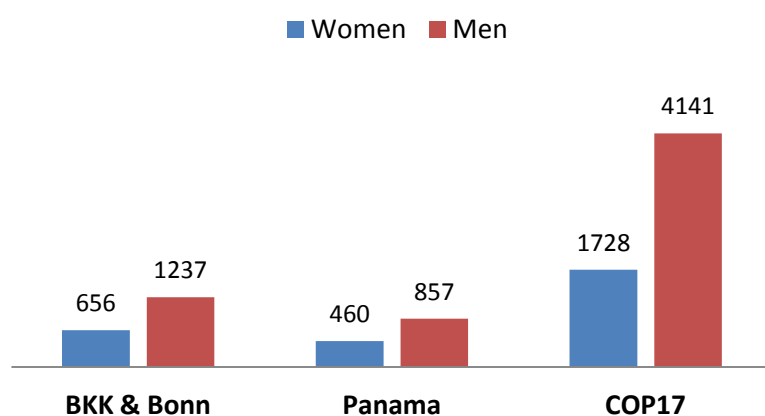
Meeting	% of Female Delegates	% of Male Delegates
Bonn	23%	77%
Bangkok	26%	74%

2011 UNFCCC Gender Statistics

In 2011, the average number of women delegates attending both intersessionals and the annual COP of the UNFCCC was **30%**. Out of this, the average number of women who participated as Heads of Delegations was **16%**.

Delegates at UNFCCC Meetings

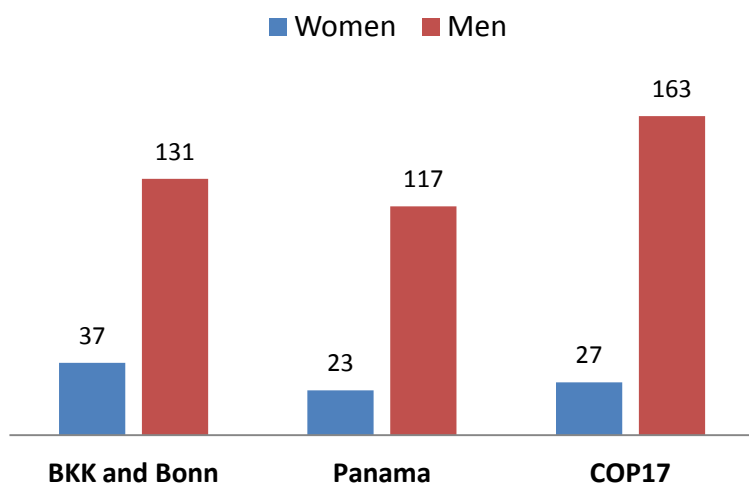
2011 Intersessionals and COP



Meeting	% of Female Delegates	% of Male Delegates
Bangkok and Bonn	35%	65%
Panama	27%	73%
COP 17	29%	71%

Heads of Delegations

2011 Intersessionals and COP



Meeting	% of Female Delegates	% of Male Delegates
Bangkok and Bonn	20%	80%
Panama	16%	84%
COP 17	14%	86%