

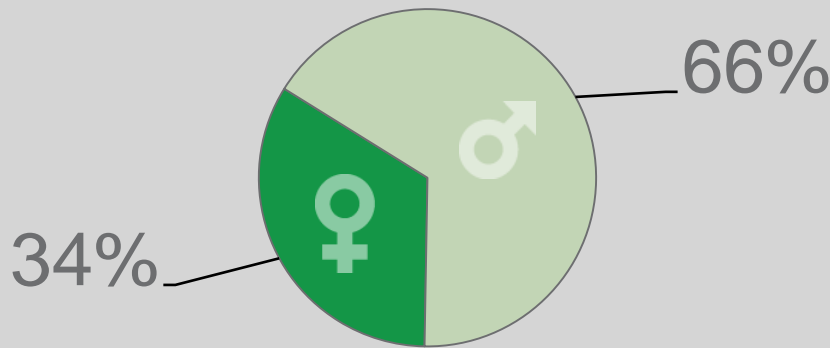
## Updated Data

From December 1<sup>st</sup> to 12<sup>th</sup>, 2014, the Twentieth Conference of the Parties (COP20) of the UNFCCC is hosted in Lima, Peru, gathering around 15,000 people from 194 countries. COP20 is a crucial moment to reach a climate agreement in 2015. It is thus critical that women are included in this process more than ever and, most importantly, that they are part of the decision-making.

This insert reflects the latest numbers on women's participation in the UNFCCC process, with updated data from the COP20 meeting.

As shown in the below graph, women's participation in UNFCCC national delegations has averaged to 34% in the last seven years.

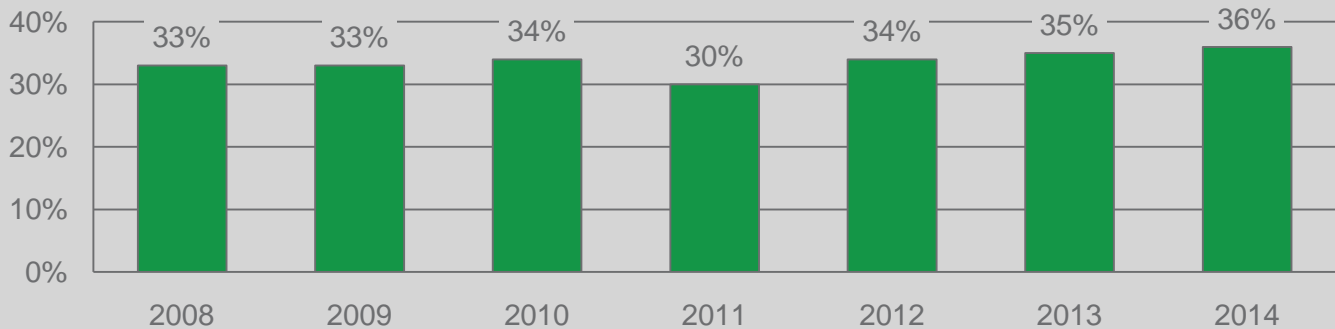
### 7-Year Average of Women's Participation in UNFCCC meetings, 2008-2014



Source: UNFCCC Participants lists (collected in September 2012, and September and December 2014)

As demonstrated by such figure, gender balance has yet to be achieved. However, women's yearly participation rate has been steadily increasing throughout the years, going from 33% in 2008 to 36% in 2014.

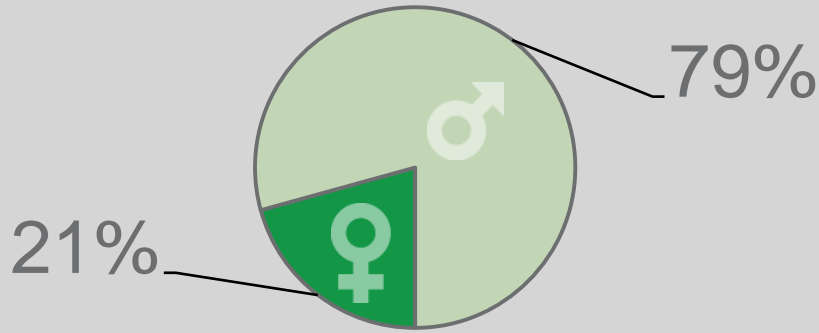
### Women in Delegations per Year, 2008-2014



Source: UNFCCC Participants lists (collected in September 2012, and September and December 2014)

As shown in the below graph, women's participation as Heads of Delegation at the UNFCCC has averaged to 21% in the last seven years.

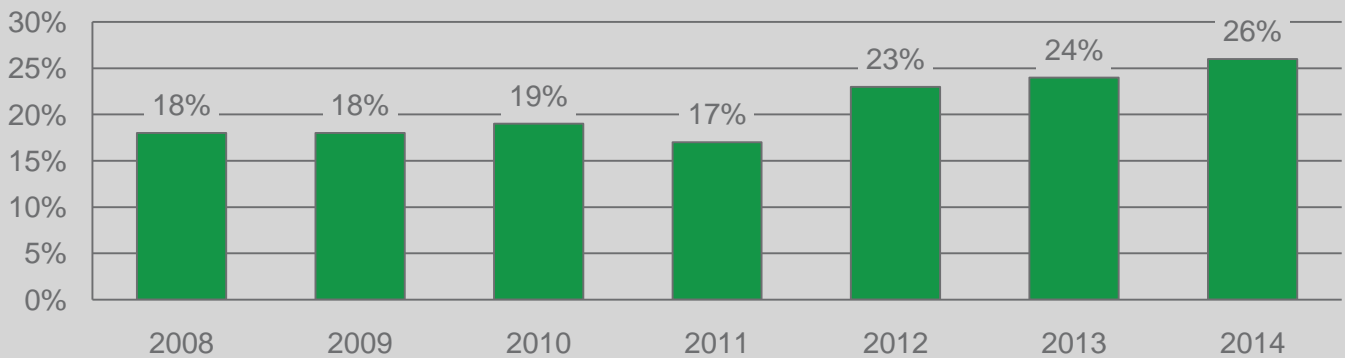
### 7-Year Average of Women's Participation as Heads of Delegation, 2008-2014



Source: UNFCCC Participants lists (collected in September 2012, and September and December 2014)

Women's participation rate as Heads of Delegation has been increasing quite significantly in the past 7 years, going from 18% in 2008 to reaching 26% in 2014.

### Women as Heads of Delegation per Year, 2008-2014



Source: UNFCCC Participants lists (collected in September 2012, and September and December 2014)